

## Jewellery Tube

---



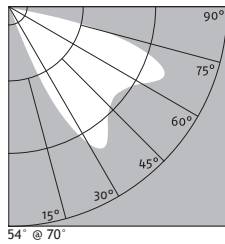
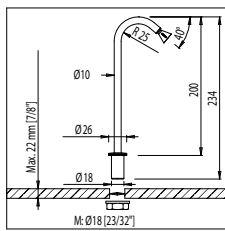
Casts low-intensity and high-intensity showcase light with absolute precision and absolute flexibility. Slim, discreet design ensures full focus on display items, even in the lowest, smallest, all-glass case. 360° adjustable. Tilts 25° all around. Choose wide or medium beams. Choose to illuminate the whole case or individual objects of different types, sizes and heights. Jewellery Tube: the right light for ancient artefacts and dazzling diamonds alike.

## Jewellery Tube

- For indoor use
- For Ø4.5 mm PMMA fibre tails using Jewellery Tube Termination
- Brass
- Surface-mounted with nut



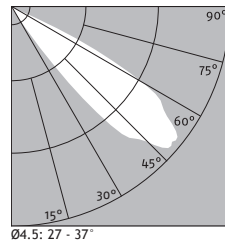
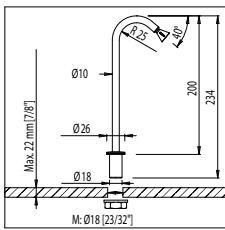
## Jewellery Tube Wide



3 days

Colour	Item no.
Black	0320 1010
Bronze	0320 1071
Chrome	0320 1081
Satin chrome	0320 1031

## Jewellery Tube Medium

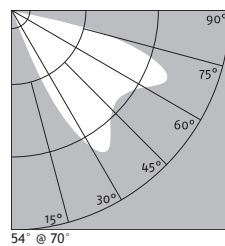
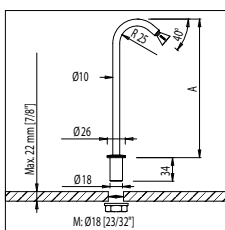


3 days

Colour	Item no.
Black	0320 1510
Bronze	0320 1571
Chrome	0320 1581
Satin chrome	0320 1531

## Jewellery Tube Custom Wide

Specify A (max 500 mm) when ordering

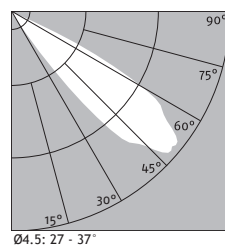
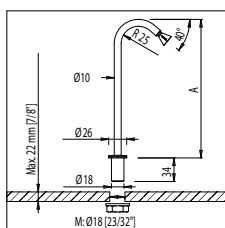


12 days

Colour	Item no.
Black	0320 2010
Bronze	0320 2071
Chrome	0320 2081
Satin chrome	0320 2031

## Jewellery Tube Custom Medium

Specify A (max 500 mm) when ordering



12 days

Colour	Item no.
Black	0320 2510
Bronze	0320 2571
Chrome	0320 2581
Satin chrome	0320 2531